

Desk copy removed
20 1304

Seeds
1 Lansangan/Hought
2 Rossi/Rosser

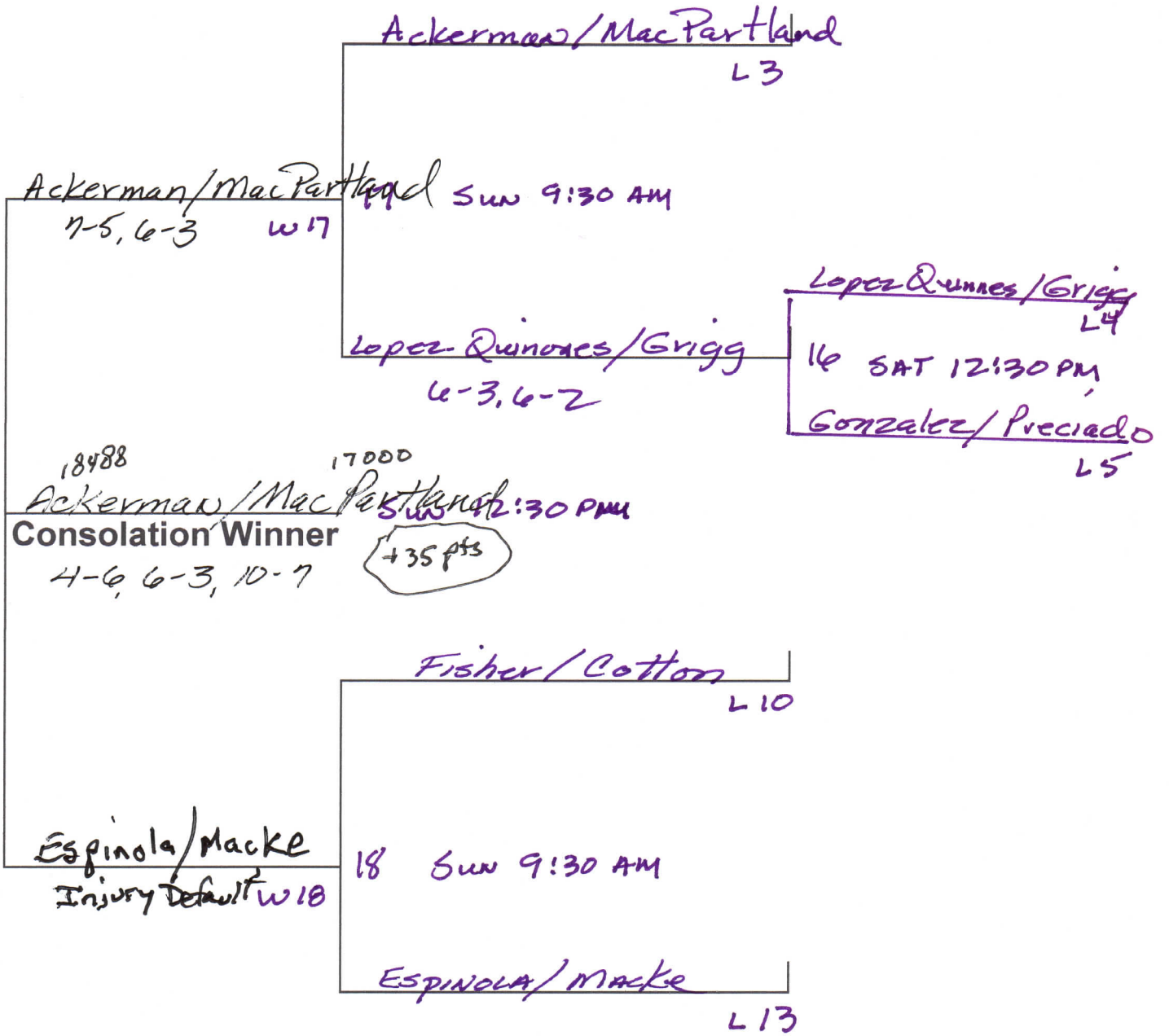
4.5 Men's Doubles

<i>Stanford Lansangan / Ian Ramos</i>			
Bye	<1>	Lansangan/Hought	
Bye		Sat 2/10 12:30 PM SMR	<3>
John Ackerman (SMR)/Michael McPartland (SMR)	<2>	Ackerman/McPartland	
Javier Lopez-Quinones (PLRC)/Charlie Grigg			Sun 2/11 9:30 AM SMR
Sat 2/10 9:30 AM SMR	<4>	<i>Bailin/Smith</i>	<7>
Michael Bailin (SMR)/Dennis Smith		<i>4-6, 6-0</i>	
*Felipe Gonzalez/Rafael Preciado		<i>Robinson/Toohey</i>	
Sat 2/10 9:30 AM SMR	<5>	<i>6-1, 6-1</i>	
Craig Robinson/Shawn Toohey (DPCC)			Sun 2/11 12:30 PM SMR
<i>Semmy Messi</i>		<i>Messi</i>	<15>
Charl Pereres (WTG)/Bill Schnieder	<8>	<i>Pereres/Schnieder</i>	
Bye		Sat 2/10 12:30 PM SMR	<10>
Steven Fisher (LQR)/Brad Cotten		Fisher/Cotten	
Bye	<9>		Sun 2/11 9:30 AM SMR
Larry Espinola (SMR) <i>Tim Macke</i>			<14>
Bye	<11>	Espinola/ Determined	
Bye		Sat 2/10 12:30 PM SMR	<13>
Ted Rossi (RLQ)/Jon Rosser	<12>	Rossi/Rosser	
		<i>Rossi/Rosser</i>	
		<i>4-3, 3-6, 12-10</i>	
		<i>Messi/Schnieder</i>	
		<i>2-6, 6-4, 13-11</i>	
		<i>Rossi/Rosser</i>	
		<i>6-4, 6-3</i>	
		<i>Lansangan/Ramos</i>	
		<i>6-2, 5-7, 10-7</i>	
		<i>Rossi/Rosser</i>	
		<i>3-6, 6-2, 10-5</i>	

* See next page for 4.5 men's consolation times

Consolation/Back Draw

4.5 Men's Doubles



Coachella Valley Grand Prix Tennis Three Team Round Robin

Event: SMR '18 #1

Division: 4.5 Women's Doubles

ROUND ROBIN FORMAT (for each round): Play best 2 of 3 sets, regular scoring. (Super TB in lieu of 3rd)

Winner determined as follows:

- 1) total matches won
- 2) head-to-head
- 3) percentage of games won
(# of games won divided by # games lost)

FOR 3 TEAMS

ROUND	Pairing	Date/Time
1	1 vs 3	02/10 9:30 AM SMR
2	1 vs 2	02/10 1:00 PM SMR
3	2 vs 3	02/11 9:30 AM SMR

Results Tally:

(Tournament Desk Only)

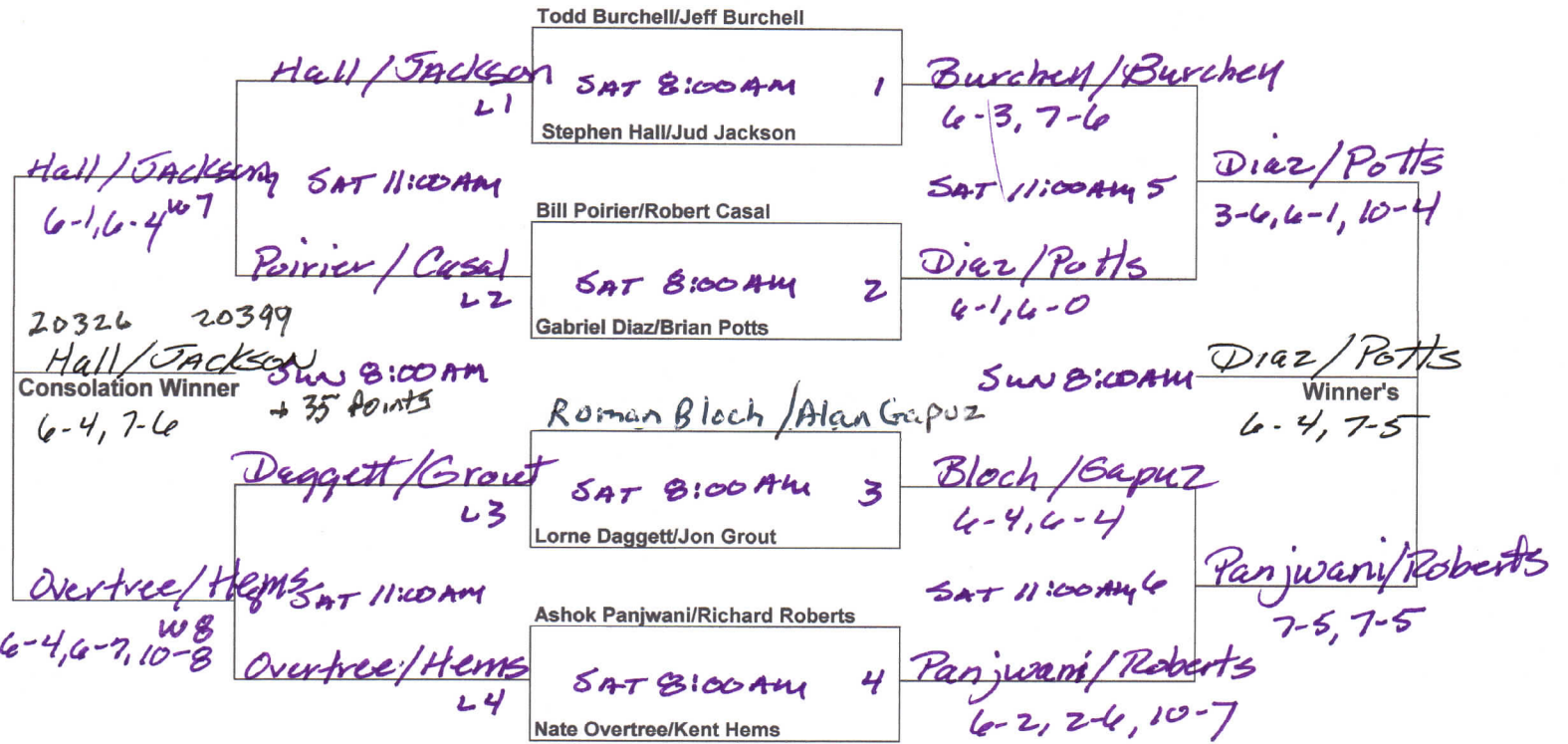
Indicate match score (i.e. 6-4, 7-5) in the square by each teams name for EACH round played. At the end of ALL rounds, indicate under Total Matches Won the total number of matches each team won (i.e. 1 or 2). Indicate total number of games each team won for all rounds combined (i.e. 25). Indicate total games each team lost for all rounds combined (i.e. 5). If necessary, calculate the final column (%). Shaded block denotes a "bye." Players to report scores at the end of each round played.

#	TEAM	Round 1	Round 2	Round 3	Total Matches Won	Games Won	Games Lost	%
1	Sutherland/Neumeyer	6-4, 3-6, 8-10 L	2 2-6, 2-6		0			
2	Marrotte/Pelzer	W 6-2, 6-2		W 7-6, 7-6	2			1st
3	Lepage/Schlappi		4-6, 6-3, 10-6 W	L 6-7, 6-7	1			2nd

CVGP Tournament Draw for : Shadow Mountain Resort '18 #1

Division: 4.0 Men's Doubles

Dates: February 9th-11th, 2018



✓

Coachella Valley Grand Prix Tennis

Four Team Round Robin

Division:

4.0 Women's Doubles at SMR '18 #1

ROUND ROBIN FORMAT (for each round): Play best 2 of 3 sets, regular scoring. (Super TB in lieu of 3rd)

Winner determined as follows:

- 1) total matches won
- 2) head-to-head
- 3) percentage of games won (# of games won divided by # games lost)

FOR 4 TEAMS

ROUND	Pairing	Date/Time
1	1 vs 2	02/10 9:30 AM SMR
1	3 vs 4	02/10 9:30 AM SMR
2	1 vs 3	02/10 12:30 PM SMR
2	2 vs 4	02/10 12:30 PM SMR
3	1 vs 4	02/11 8:00 AM SMR
3	2 vs 3	02/11 8:00 AM SMR

Results Tally: (Tournament Desk Only)

Indicate match score (i.e. 6-4, 7-5) in the square by each teams name for EACH round played. At the end of ALL rounds, indicate under **Total Matches Won** the total number of matches each team won (i.e. 1 or 2). Indicate totals number of games each team won for all rounds combined (i.e. 25). Indicate total games each team lost for all rounds combined (i.e. 5) If necessary, calculate the final column (%). Shaded block denotes a "bye." Players to report scores at the end of each round played.

#	TEAM	Round 1	Round 2	Round 3	Total Matches Won	Games Won	Games Lost	%
1	Jill Delaney/Katie Buechel	L 5-7 1-6	L 1-6 1-6	L 4-6 0-6	0			
2	Doreen Buchy/Patty Terhar	W 7-5 6-1	W 6-4 3-6 10-6	W 7-4 2-4 10-7	3			
3	Jecel Maniscalco/Lori Ratzlaff	6-2 6-1 W	W 6-1 6-1	6-2 7-10	2			
4	Mistie Iseman/Carol Piscitelli	2-6 1-6 L	L 4-6 6-3 6-10	W 6-4 6-0	1			

1 ~~3~~
2 NB

CVGP Tournament Draw for : Shadow Mountain Resort '18 #1

Division: 4.0 Mixed Doubles

Dates: February 9th-11th, 2018



Coachella Valley Grand Prix Tennis

Four Team Round Robin

Division:

3.5 Men's Doubles at SMR '18 #1

ROUND ROBIN FORMAT (for each round): Play best 2 of 3 sets, regular scoring. (Super TB in lieu of 3rd)

Winner determined as follows:

- 1) total matches won
- 2) head-to-head
- 3) percentage of games won (# of games won divided by # games lost)

FOR 4 TEAMS

ROUND	Pairing	Date/Time
1	1 vs 2	02/10 9:30 AM SMR
1	3 vs 4	02/10 9:30 AM SMR
2	1 vs 3	02/10 12:30 PM SMR
2	2 vs 4	02/10 12:30 PM SMR
3	1 vs 4	02/11 8:00 AM SMR
3	2 vs 3	02/11 8:00 AM SMR

Results Tally: (Tournament Desk Only)

Indicate match score (i.e. 6-4, 7-5) in the square by each teams name for EACH round played. At the end of ALL rounds, indicate under Total Matches Won the total number of matches each team won (i.e. 1 or 2). Indicate totals number of games each team won for all rounds combined (i.e. 25). Indicate total games each team lost for all rounds combined (i.e. 5) If necessary, calculate the final column (%). Shaded block denotes a "bye." Players to report scores at the end of each round played.

#	TEAM	Round 1	Round 2	Round 3	Total Matches Won	Games Won	Games Lost	%
1	Matthew Boehm/Ryan Jaramillo	W 6-0 def 6-0 4	W 6-4 6-1	L 2-6 3-6	2			
2	Henry Armendariz/Adam Newcomb	L 0-6 0-6 def	L 0-6 0-6 def	L 0-6 0-6 def	0			
3	Ed Carter/Jim Jackson	L 2-6 1-6	L 4-6 1-6	W 6-0 def 6-0	1			
4	Kelly Curtis/Daryl Barton	W 6-2 6-1	W 6-0 def 6-0 def	W 6-2 6-3	3			

2ND

1ST

3.5 Women's Doubles

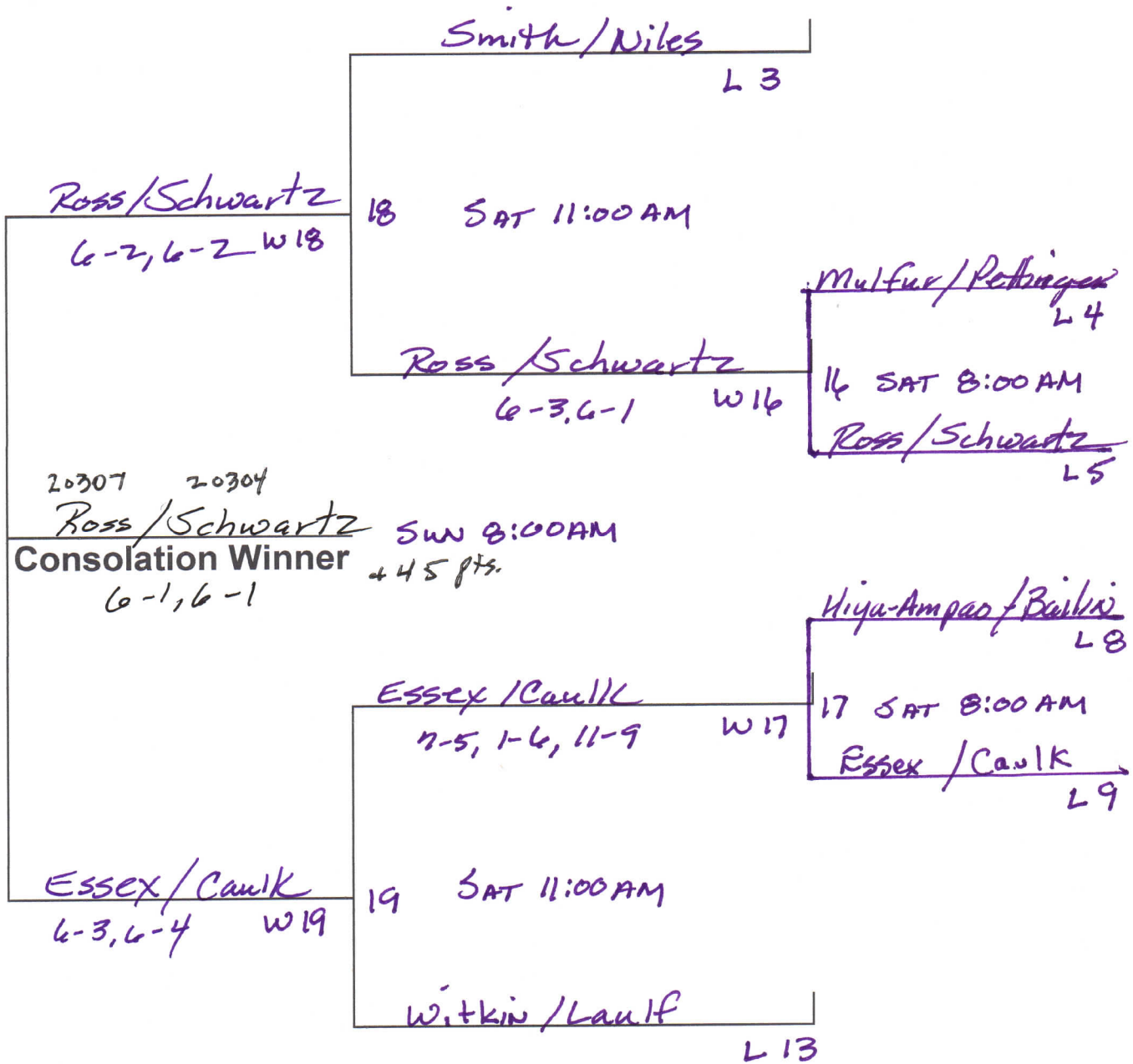
- Seeds
- 1 Poirier/Gohd
 - 2 Friedman/Sommer

Jessica Depatlis / Lori Levin <1>	Depatlis / Levin Sat 2/10 8:00 AM SMR <3>	Depatlis / Levin Sat 2/10 11:00 AM SMR 6-3, 6-4 <7>	O'Connell / Shelton 1-6, 6-1, 10-3 <15>
Bye	Bye	Bye	Bye
Kathy Smith/Anita Niles <2>	Smith/Niles Sat 2/10 8:00 AM SMR <6>	O'Connell / Shelton 6-0, 6-2 <14>	O'Connell / Shelton 4-5, 4-6, 10-6
Cindy Mulfur/Hope Pettinger Fri 2/9 6:00 PM SMR Maria Himmelman (MH)/Joyce Westerdahl (MH) <4>	Himmelman / Westerdahl 4-6, 6-4, 10-8 Sat 2/10 8:00 AM SMR <8>	O'Connell / Shelton 6-1, 0-6, 10-7 <13>	O'Connell / Shelton 6-3, 6-2 <10>
Patty O'Connell/Edie Shelton Fri 2/9 6:00 PM SMR Sanae Ross/Sally Jo Schwartz <5>	O'Connell / Shelton 6-1, 0-6, 10-7 <11>	O'Connell / Shelton 6-3, 6-2 <9>	O'Connell / Shelton 6-3, 6-2 <12>
JoJo Stockhausen/Susan McBryant Fri 2/9 6:00 PM SMR Zayda Hiya-Ampao (MH)/Jo Bailin <8>	Stockhausen / McBryant 6-3, 6-2 Sat 2/10 8:00 AM SMR <10>	Angus / Simpson 7-6, 7-5 Sat 2/10 11:00 AM SMR <14>	Angus / Simpson 2-6, 6-4, 10-4 <15>
Sarah Angus/Donna Simpson (RLQ) Fri 2/9 6:00 PM SMR *Tracey Essex/Laura Caulk (PDR) <9>	Angus / Simpson 6-3, 3-6, 10-3 <11>	Friedman / Sommer 2-6, 6-2, 11-9 <13>	Friedman / Sommer 2-6, 6-2, 11-9 <14>
*Carol Witkin/Miriam Lauf <11>	Witkin/Lauf Sat 2/10 8:00 AM SMR <13>	Friedman / Sommer 2-6, 6-2, 11-9 <13>	Friedman / Sommer 2-6, 6-2, 11-9 <14>
Bye	Bye	Bye	Bye
Gayle Friedman (IWTG)/Cheryl Sommer (PGAW) <12>	Friedman/Sommer Sat 2/10 8:00 AM SMR <13>	Friedman / Sommer 2-6, 6-2, 11-9 <13>	Friedman / Sommer 2-6, 6-2, 11-9 <14>

* See next page for 3.5 women's consolation times

Consolation/Back Draw

3.5 Women's Doubles



Coachella Valley Grand Prix Tennis

Four Team Round Robin

Division:

3.5 Mixed Doubles at SMR '18 #1

ROUND ROBIN FORMAT (for each round): Play best 2 of 3 sets, regular scoring. (Super TB in lieu of 3rd)

Winner determined as follows:

- 1) total matches won
- 2) head-to-head
- 3) percentage of games won (# of games won divided by # games lost)


FOR 4 TEAMS

ROUND	Pairing	Date/Time
1	1 vs 2	02/10 2:00 PM SMR
1	3 vs 4	02/10 2:00 PM SMR
2	1 vs 3	02/11 11:00 AM SMR
2	2 vs 4	02/11 11:00 AM SMR
3	1 vs 4	02/11 2:00 PM SMR
3	2 vs 3	02/11 2:00 PM SMR

Results Tally: (Tournament Desk Only)

Indicate match score (i.e. 6-4, 7-5) in the square by each teams name for EACH round played. At the end of ALL rounds, indicate under Total Matches Won the total number of matches each team won (i.e. 1 or 2). Indicate totals number of games each team won for all rounds combined (i.e. 25). Indicate total games each team lost for all rounds combined (i.e. 5) If necessary, calculate the final column (%). Shaded block denotes a "bye." Players to report scores at the end of each round played.

#	TEAM	Round 1	Round 2	Round 3	Total Matches Won	Games Won	Games Lost	%
1	Eddy Nestlebush/Tracey Essex	L 2-6 1-4	L 1-4 0-4	W 6-1 7-6	1			
2	Gerald Bittner/Susan Bittner	W 6-2 6-1	W 6-4 6-3	L 4-6 1-6	2			2 ND
3	Francis Sauve/Alice Kaser	W 6-0 6-0	W 6-1 4-0	W 6-1 6-1	3			1 ST
4	Ed MacNeel/Carol Witkin	L 0-6 0-4	L 4-6 3-6	L 1-6 6-7	0			



2018 CVGP Sponsors

We would like to recognize the 2018 CVGP sponsors that make it possible for us to do what we do for tennis in the desert! Please support the people that support us.

Company Name	Contact Name
Kristi Hanson Architects, Inc. (presenting Sponsor)	Jennifer Wilhelmson
State Farm Insurance	Cindy Pieper
Pete Carlson's Golf & Tennis	Pete & Edna Carlson
Hardworking Capital	Vance Boucher
Union Bank	Richard Weintraub
Swisstrax Corporation	Randy Nelson
Wild West Tennis Camps & Vacations	Steve Vaughan
Personal Sponsorship	Ed & Mary Carter
Nicole's Computer Works	Nicole Viliunas
Head Penn Racquet Sports	Tom Kelley