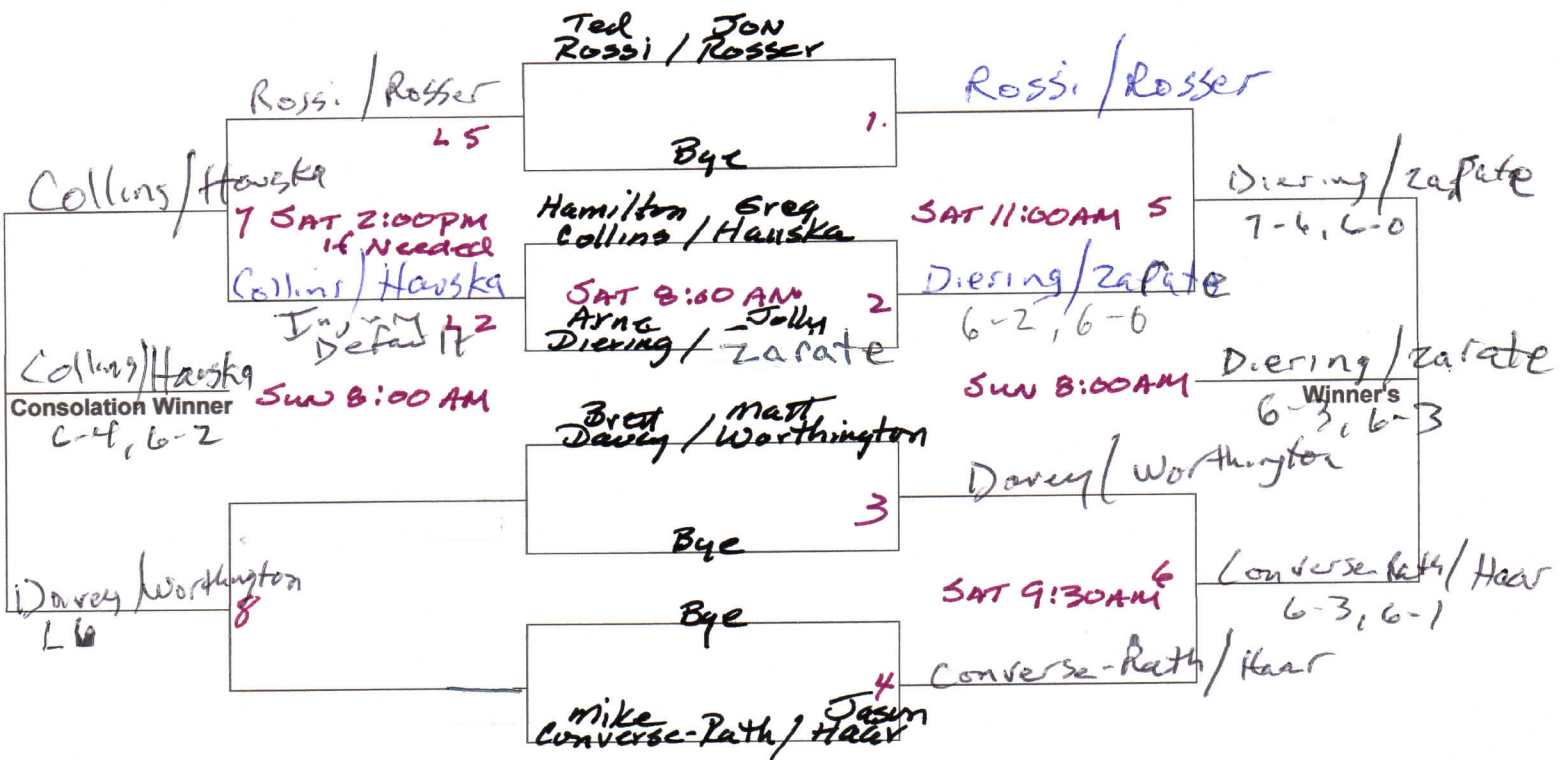


Desk Copy
Do Not Remove

CVGP Tournament Draw for : Lake Murray Tennis Club '18

Division: 4.5 Men's Doubles

Dates: 8/11-8/12, 2018



Coachella Valley Grand Prix Tennis

Four Team Round Robin

Division: 4.5 Women's Doubles at Lake Murray Tennis Club Grand Prix 2018

Winner determined as follows:

- ROUND ROBIN FORMAT (for each round): Play best 2 of 3 sets, regular scoring. (Super TB in lieu of 3rd)**
- 1) total matches won
 - 2) head-to-head
 - 3) percentage of games won (# of games won divided by # games lost)

FOR 4 TEAMS

ROUND	Pairing	Date/Time
1	1 vs 2	8/11/18 8:00 AM LMTC
1	3 vs 4	8/11/18 8:00 AM LMTC
2	1 vs 3	8/11/18 11:00 AM LMTC
2	2 vs 4	8/11/18 11:00 AM LMTC
3	1 vs 4	8/12/18 9:30 AM LMTC
3	2 vs 3	8/12/18 9:30 AM LMTC

Results Tally: (Tournament Desk Only)

Indicate match score (i.e. 6-4, 7-5) in the square by each teams name for EACH round played. At the end of ALL rounds, indicate under Total Matches Won the total number of matches each team won (i.e. 1 or 2). Indicate totals number of games each team won for all rounds combined (i.e. 25). Indicate total games each team lost for all rounds combined (i.e. 5) If necessary, calculate the final column (%). Shaded block denotes a "bye." Players to report scores at the end of each round played.

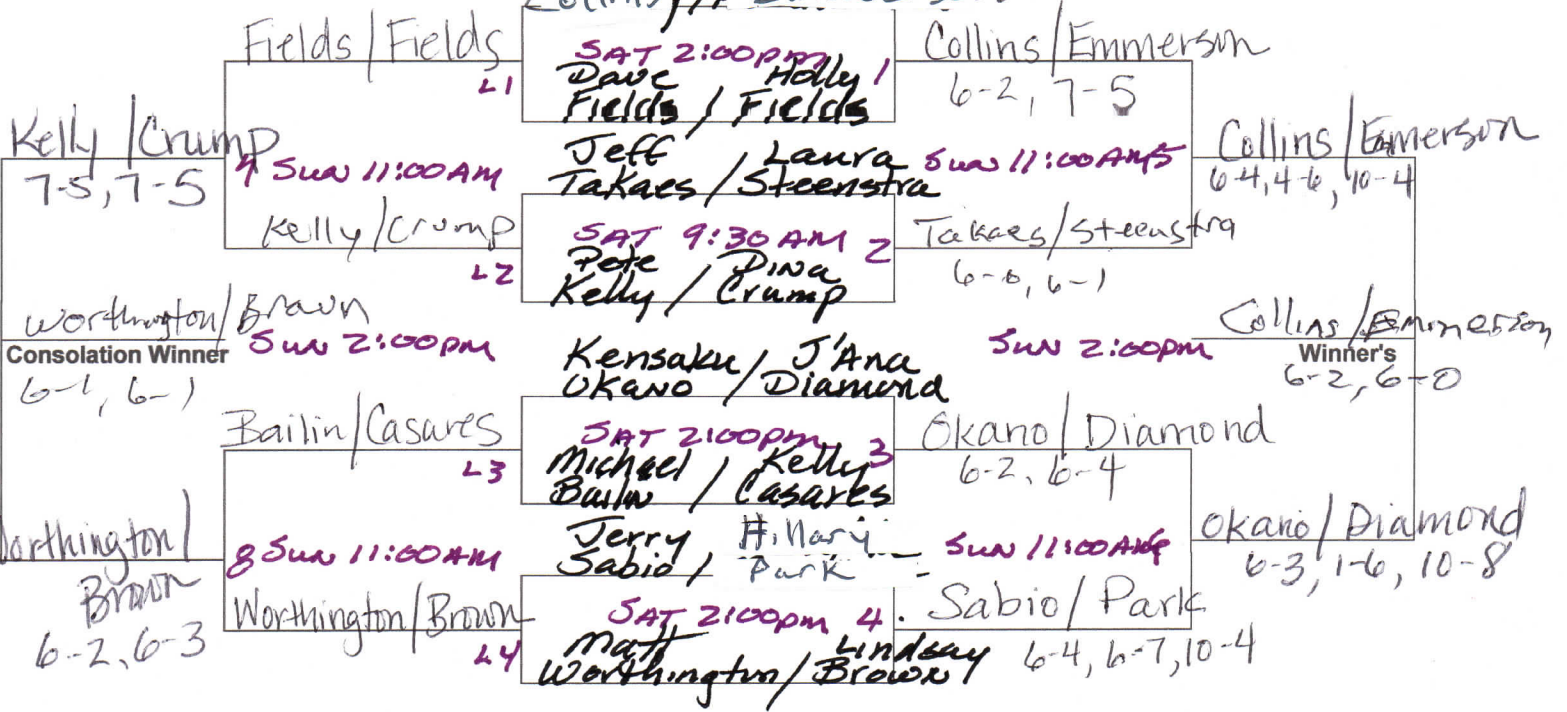
#	TEAM	Round 1	Round 2	Round 3	Total Matches Won	Games Won	Games Lost	%
1	Brown/Diamond	6-1 6-3 W	6-0 6-0 W	6-0 6-2 W	3			
2	Casares/Martinez	1-6 3-4 L	7-5 1-6-8 W	6-1 6-1 W	2			
3	Burns/Carter	1-6 0-6 L	0-6 0-6 L	1-6 1-6 L	0			
4	Park/Zarbo	6-1 6-0 W	5-7 8-10 L	0-6 0-6 L	1			

CVGP Tournament Draw for : Lake Murray Tennis Club '18


Division: 4.5 Mixed Doubles

Dates: 8/11-8/12, 2018

Hamilton Kathy
Collins, / Emerson



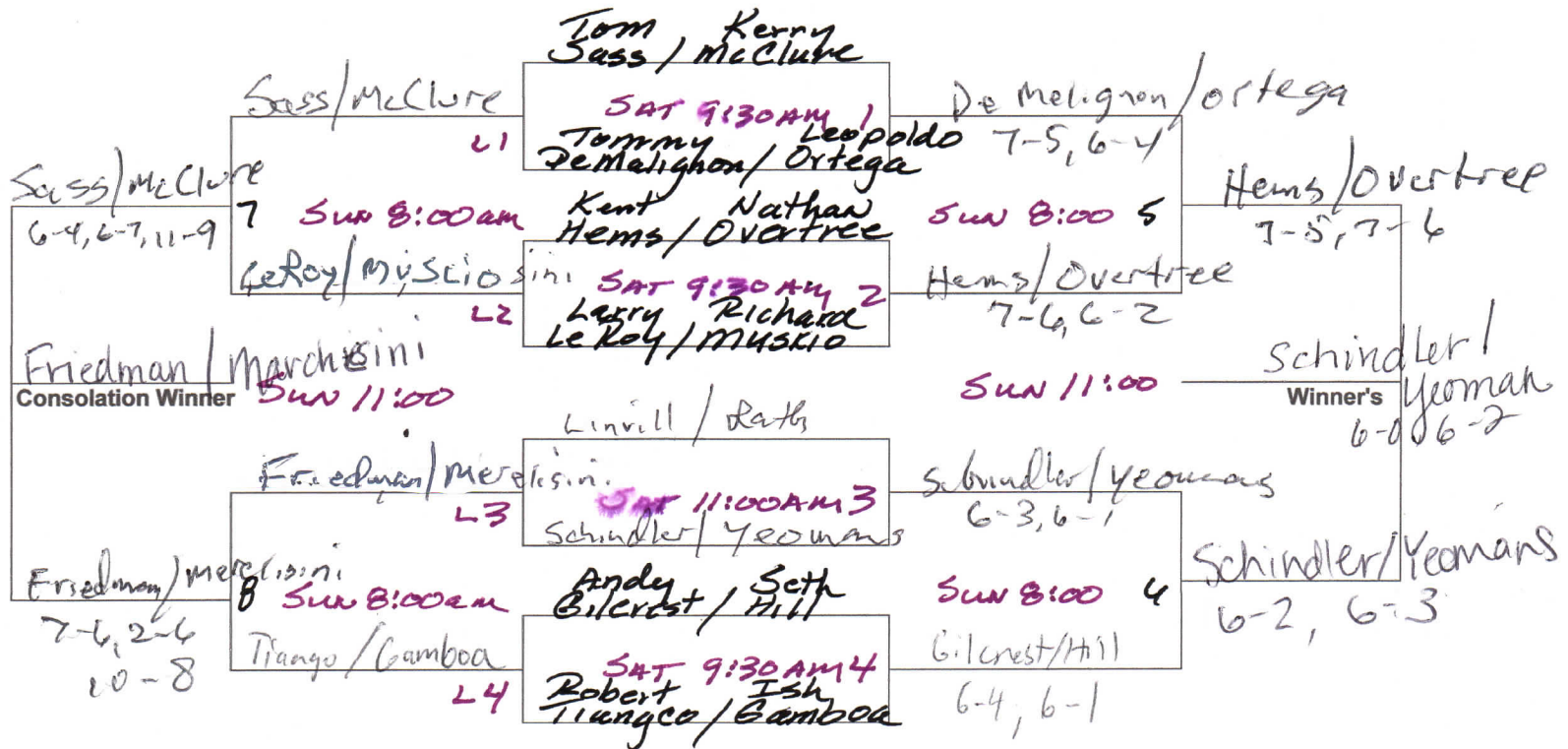
FEED IN BRACKETS



CVGP Tournament Draw for : Lake Murray Tennis Club '18

Division: 4.0 Men's Doubles

Dates: 8/11-8/12, 2018



Coachella Valley Grand Prix Tennis

Four Team Round Robin

Division: 4.0 Women's Doubles at Lake Murray Tennis Club Grand Prix 2018

Winner determined as follows: **ROUND ROBIN FORMAT** (for each round): Play best 2 of 3 sets, regular scoring. (Super TB in lieu of 3rd)

- 1) total matches won
- 2) head-to-head
- 3) percentage of games won (# of games won divided by # games lost)

FOR 4 TEAMS

ROUND	Pairing	Date/Time
1	1 vs 2	8/11/18 8:00 AM LMTC
1	3 vs 4	8/11/18 8:00 AM LMTC
2	1 vs 3	8/11/18 11:00 AM LMTC
2	2 vs 4	8/11/18 11:00 AM LMTC
3	1 vs 4	8/12/18 9:30 AM LMTC
3	2 vs 3	8/12/18 9:30 AM LMTC

Results Tally: (Tournament Desk Only)

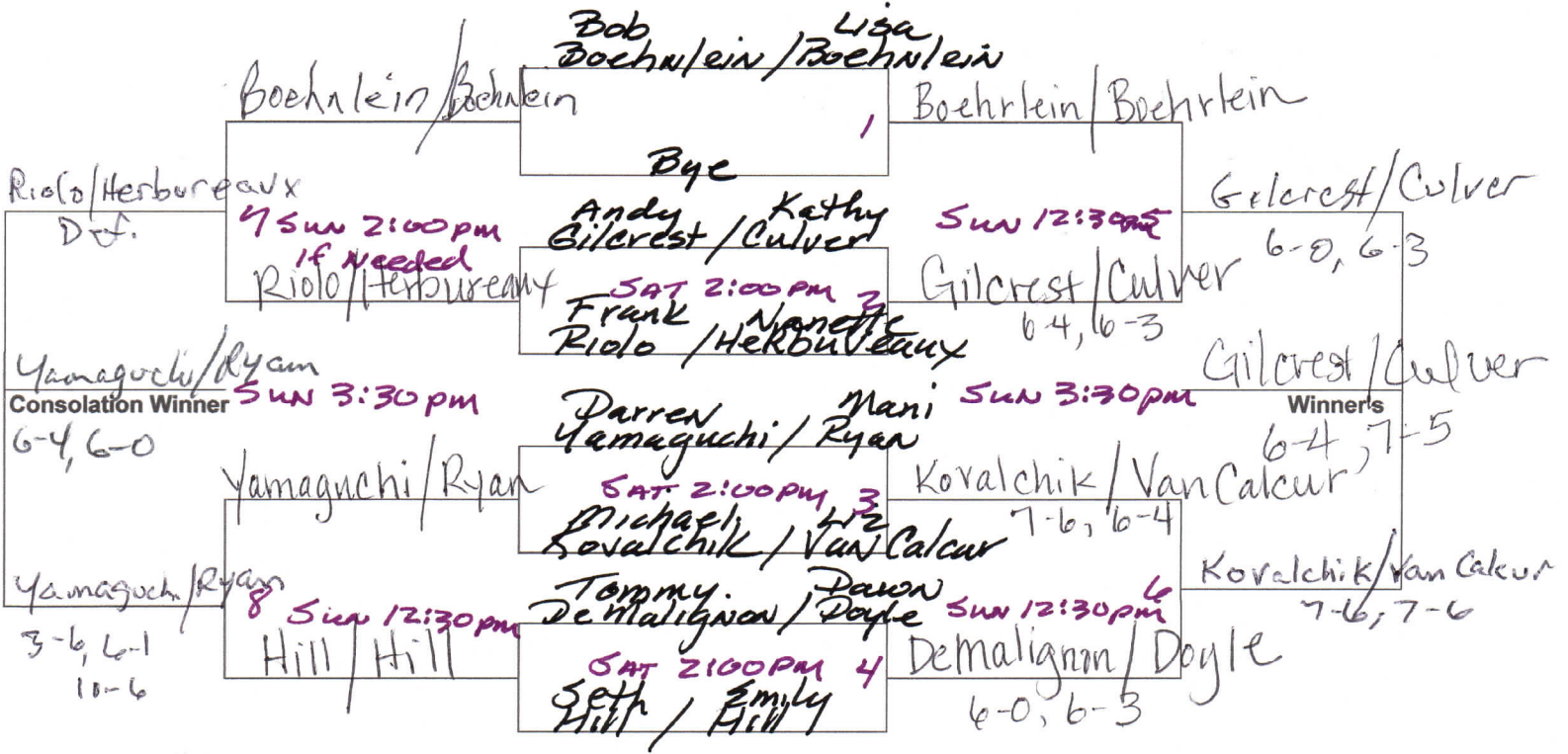
Indicate match score (i.e. 6-4, 7-5) in the square by each teams name for EACH round played. At the end of ALL rounds, indicate under Total Matches Won the total number of matches each team won (i.e. 1 or 2). Indicate totals number of games each team won for all rounds combined (i.e. 25). Indicate total games each team lost for all rounds combined (i.e. 5) If necessary, calculate the final column (%). Shaded block denotes a "bye." Players to report scores at the end of each round played.

#	TEAM	Round 1	Round 2	Round 3	Total Matches Won	Games Won	Games Lost	%
1	Abrahamian/Boehnlein	6-4 6-2	6-3 3-6 10-8	7-5 6-1	3			
2	Culver/Brown	4-6 4-6	6-2 6-2	6-3 6-2	2			
3	Herbiveaux/Doyle	6-2 6-1	3-6 6-3 8-10	3-4 2-6	1			
4	Shirley/Willett	2-6 1-6	2-6 2-6	5-7 1-6	0			

CVGP Tournament Draw for : Lake Murray Tennis Club '18

Division: 4.0 Mixed Doubles

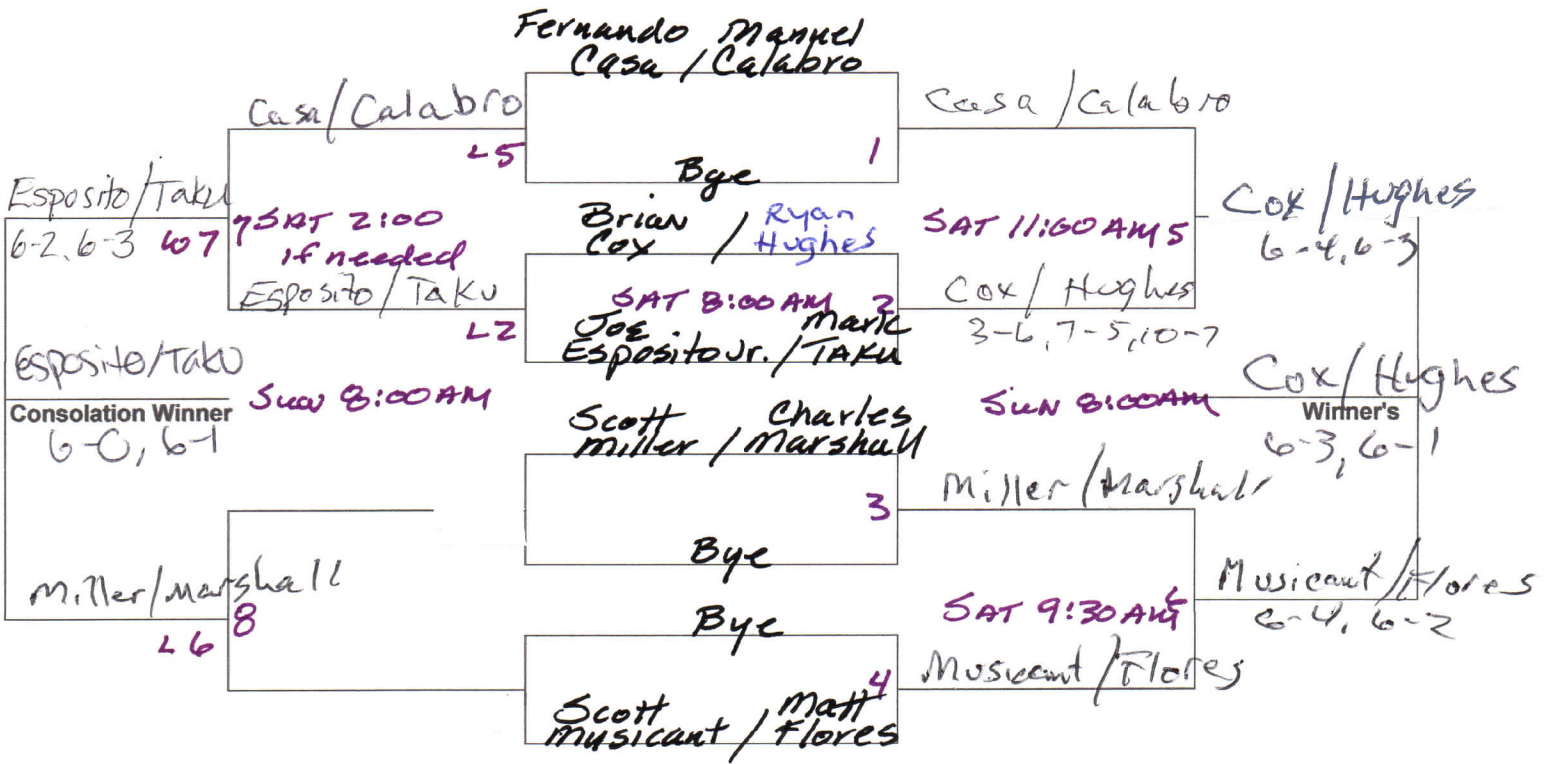
Dates: 8/11-8/12, 2018



CVGP Tournament Draw for : Lake Murray Tennis Club '18

Division: 3.5 Men's Doubles

Dates: 8/11-8/12, 2018



Coachella Valley Grand Prix Tennis

Four Team Round Robin

Division: 3.5 Women's Doubles at Lake Murray Tennis Club Grand Prix 2018

Winner determined as follows:

- ROUND ROBIN FORMAT** (for each round): Play best 2 of 3 sets, regular scoring. (Super TB in lieu of 3rd)
- 1) total matches won
 - 2) head-to-head
 - 3) percentage of games won (# of games won divided by # games lost)

FOR 4 TEAMS

ROUND	Pairing	Date/Time
1	1 vs 2	8/11/18 8:00 AM LMTC
1	3 vs 4	8/11/18 8:00 AM LMTC
2	1 vs 3	8/11/18 11:00 AM LMTC
2	2 vs 4	8/11/18 11:00 AM LMTC
3	1 vs 4	8/12/18 9:30 AM LMTC
3	2 vs 3	8/12/18 9:30 AM LMTC

Results Tally:

(Tournament Desk Only)

Indicate match score (i.e. 6-4, 7-5) in the square by each teams name for EACH round played. At the end of ALL rounds, indicate under Total Matches Won the total number of matches each team won (i.e. 1 or 2). Indicate totals number of games each team won for all rounds combined (i.e. 25). Indicate total games each team lost for all rounds combined (i.e. 5) If necessary, calculate the final column (%). Shaded block denotes a "bye." Players to report scores at the end of each round played.

#	TEAM	Round 1	Round 2	Round 3	Total Matches Won	Games Won	Games Lost	%
1	Miller/Portal	7-5 2-6 L	7-5 7-5 W	0-6 0-6 L	1			
2	Meyer/Larson-Garcia	5-7 6-2 10-6 W	6-4 6-2 W	1-6 10-3 W	3			
3	Essex/Caulk	5-7 1-6 L	5-7 5-7 L	6-6 10-10 L	0			
4	Kozub/Pieratt	7-5 6-1 W	4-6 2-6 L	6-6 10-0 DEF	2			

Mathematically incorrect
 Percentage of games won is # of games won by total # of games played. It would be ratio of games won to games lost.

CVGP Tournament Draw for : Lake Murray Tennis Club '18

Division: 3.5 Mixed Doubles

Dates: 8/11-8/12, 2018

